




M.C. ADVANTAGE Series Low Beds




FEATURES

- 77/8" low to 30" high
- Mobile or locked at any height
- Travels virtually straight up and down
- Variety of assist / side rail options

M.C. ADVANTAGE Series Low Beds



3 Position Assist Rail



2 Position Assist Rail



Head End 360 Degree Mobility



Bed Extender



Trapeze




Transport / Storage Dollies

- Options :**
- Assist / Side Rails
 - Bed Extender
 - Bed Extender Pad
 - Main Frame Mounted Trapeze
 - Motor Lockout
 - Transport / Storage Dollies
 - Battery Back-up and Charger
 - Head End 360° mobility

Specifications:	QD 1000 Series	QD 1000Y Series
• Length (excluding bumper)	84 1/2"	80 1/2"
• Length (deck)	80"	76"
• Width (deck)	35"	35"
• Deck height - low	7 7/8"	7 7/8"
• Deck height - high	30"	30"
• Safe working load*	500 lbs.	500 lbs.

Specifications are approximate and subject to change without notice
 * Includes resident, mattress and accessories



A wide variety of pressure reduction mattresses for
M.C. ADVANTAGE Series beds

Encore Medical Technologies, Inc.

12804 S Spring Street, Los Angeles, CA 90061
 (800) 558-8636, (310) 538-9138, (310) 538-9177 fax
www.encoremedical.com, email: info@encoremedical.com

